

Performance Report



INTRODUCTION

On the eve of the in-depth reorganization of the European Co-operative System, a process that will integrate into one common organisation ICA Europe and the CCACE; the objectives for this year's Cooperatives Europe Performance Report are as follows:

- to continue the work started in 2005 for the 2004 performance report presented at the 2nd European Co-operative Convention;
- to better understand what are we merging together at European level to build this common organisation Cooperatives Europe;
- to rank by country and by sectors the co-operative organisations on the basis of the 3 out of 4 indicators collected: number of enterprises, number of jobs, number of members and turnover. The last indicator could not be ranked as not enough organisations gave this information.

In this performance report we want also to start to look at our champions from our member organisations. We had the chance to get the ICA Global 300 Report (published 25 October 2006) in time, so we could rank inside this 300 group the 50 European co-operative enterprises coming from our membership.

Finally, as 2006 is the first year of the European Co-operative Society (SCE), we wanted to show a first European champion, Coopernic. This organisation is the unification of 4 important European co-operative groups in the distribution sector and represents 96 billion euros of sales turnover, that is to say 10 % of the sales in Europe.

CO-OPERATIVE KEY FIGURES 2006

METHODOLOGY

The data treated in this paper was collected in 2006 based on 2005 figures. We have only collected the figures coming from our member organisations which means from the European sectors and national intersectorial organisation of the CCACE and from the members of the ICA Europe. In the case that the information was not available we used our 2004 figures. We have collected data on number of enterprises, number of members, number of jobs and turnover. Not enough figures on turnover could be collected, so it is not integrated in this report. We hope to complete this collection in the 2007 performance report.

COOPERATIVES EUROPE INTEGRATION MEMBERSHIP

Our sample is the 171 individual co-operative organisations coming together by the integration of ICA Europe and the CCACE.

84 are members of the ICA, 115 are members of the CCACE sector organisations with 28 being common direct members.

	ICA MEMBERS				
	CCACE MEMBERS			ONLY ICA SECTOR MEMBER	ICA APEX ORGANISATION
	ONLY CCACE SECTOR MEMBER	INDIRECT ICA SECTOR MEMBER	DIRECT ICA SECTOR MEMBER		
ORGANISATIONS	49	38	28	22	34
				84	
	115				
TOTAL				171	

TAB.1 COMPOSITION OF ICA EUROPE AND CCACE MEMBERSHIP

FIGURES BY CO-OPERATIVE ORGANISATIONS

We collected this data by contacting all 171 co-operative organisations directly or indirectly through their sector or Apex organisation. We received data for 152 organisations. These figures are structured on the following pages.

Totalling the numbers for all the 152 organisations for enterprises, members and jobs, eliminating double counting in the case where Apex structures and their organisations are members of ICA Europe or the CCACE, gives us the following 2005 key figures:

COOPERATIVES EUROPE bringing together the members of the ICA Europe and the CCACE represents 267 thousand co-operative enterprises, 163 million members and 5.4 million jobs. It becomes the biggest membership organisation in Europe.

SECTOR MEMBERS (COLORED) :	DIRECT ICA SECTOR MEMBERS	INDIRECT ICA SECTOR MEMBERS	ONLY CCACE SECTOR MEMBERS
MEMBER OF GEBC (BANKS)	BLUE (MEMBRE DIR.)	BLUE (MEMBRE IND. THROUGH APEX)	BLACK
MEMBER OF COGECA (AGRICULTURE)	BLUE (MEMBRE DIR.)	BLUE (MEMBRE IND. THROUGH APEX)	BLACK
MEMBER OF CECODHAS (HOUSING)	BLUE (MEMBRE DIR.)	BLUE (MEMBRE IND. THROUGH APEX)	BLACK
MEMBER OF CECOP (WORKER & SOCIAL)	BLUE (MEMBRE DIR.)	BLUE (MEMBRE IND. THROUGH APEX)	BLACK
MEMBER OF EUROCOOP (CONSUMERS)	BLUE (MEMBRE DIR.)	BLUE (MEMBRE IND. THROUGH APEX)	BLACK
MEMBER OF UEPS (PHARMACIES)	BLUE (MEMBRE DIR.)	BLUE (MEMBRE IND. THROUGH APEX)	BLACK
MEMBER OF ACME (INSURANCE)	BLUE (MEMBRE DIR.)	BLUE (MEMBRE IND. THROUGH APEX)	BLACK

SECTOR MEMBERS (COLORED) :	ONLY ICA SECTOR MEMBERS
BANKS	ORANGE (MEMBRE ACI)
AGRICULTURE	ORANGE (MEMBRE ACI)
HOUSING	ORANGE (MEMBRE ACI)
WORKER & SOCIAL	ORANGE (MEMBRE ACI)
CONSUMERS	ORANGE (MEMBRE ACI)
PHARMACIES	ORANGE (MEMBRE ACI)
INSURANCE	ORANGE (MEMBRE ACI)

ICA – APEX ORGANISATION : ORANGE

ICA – APEX ORG. – MEMBER OF INTERSECTORIAL ASSOCIATION : ROSE

ORGANISATIONS CLASSIFIED BY COUNTRY	SOCIETIES 05	MEMBERS 05	EMPLOYEES 05	TURNOVER 05
AU - ÖSTERREICHISCHER GENOSSENSCHAFTSVERBAND	611	650.000	6.651	
AU - ÖSTERREICHISCHE RAIFFEISENBANKEN	1.611	1.655.153	30.900	
AU - ÖSTERREICHISCHER VERBAND GEMEINNÜTZIGER BAUVEREINIGUNGEN-REVISIONSVERBAND (DIRECT MEMBER)	198	373.410	4.477	
AU - AUSTRIAN RAIFFEISEN ASSOCIATION ORV	1.074	2.271.600	19.000	
SOMME AU	3.494	4.950.163	61.028	
BE - SAW	91	1.000	3.000	112.000 €
BE - CRÉDIT PROFESSIONNEL		9	44	
BE - OPHACO (DIRECT MEMBER)	20	20	3.500	
BE - ARCOPAR SC	5	744.822	15	21.000.000 €
BE - FEBECOOP	150	500.000	9.000	
BE - P&V ASSURANCES (DIRECT MEMBER)	1	168.000	1.488	
SOMME BE	267	1.413.851	17.047	
BU - CENTRAL CO-OPERATIVE UNION	883	187.023	13.343	
BU - NATIONAL UNION OF WORKERS' PRODUCTIVE CO-OPERATIVES NUWPC (DIRECT MEMBER)	305	20.000	23.000	
BU - CENTRAL CO-OPERATIVE BANK	179	5.311	1.111	
SOMME BU	1.367	212.334	37.454	
BY - BELORUSSIAN REPUBLICAN UNION OF CONSUMER SOCIETIES BELKOOPSOYUZ (ICA MEMBER)	125	1.300.000	117.000	
SOMME BY	125	1.300.000	117.000	
CR - CROATIAN ASSOCIATION OF CO-OPERATIVES				
AGRICULTURE	478	13.074	2.744	
CRAFT	166	1.909	427	
BANKING	47	60.950	202	
HOUSING	15	144	28	
SOMME CR	706	76.077	3.401	
CY - PANCYPRIAN CO-OPERATIVE CONFEDERATION (CO-OPERATIVE CREDIT INSTITUTIONS)	477	370.000	1.874	5.165.457 €
CY - ESEL SPOLP (INDIRECT MEMBER THROUGH APEX - PANCYPRIAN CO-OP CONFEDERATION)	1	30.000	240	
CY - CO-OPERATIVE CENTRAL BANK LTD CCB (DIRECT MEMBER)	347	536.000	2.112	1.554.826 €
CY - CYPRUS TURKISH CO-OPERATIVE CENTRAL BANK LTD (ICA MEMBER)	215	40.000	265	6.037.496.027 €
SOMME CY	1.040	976.000	4.491	
CZ - CO-OPERATIVE ASSOCIATION OF THE CZECH REPUBLIC (DA)				
AGRICULTURE	608		30.500	2.550.225.000 €
FINANCIAL	20	30.611	4.500	111.586.000 €

CZ - SCMVD (INDIRECT MEMBER THROUGH APEX - DA)	302	12.700	21.000	657.916.000 €
CZ - SCMBD (INDIRECT MEMBER THROUGH APEX - DA)	631	622.691	3.993	
CZ - SCMSD (INDIRECT MEMBER THROUGH APEX - DA)	61	303.849	15.927	914.853.000 €
SOMME CZ	1.622	969.851	75.920	4.234.580.000 €
DE - DGRV	790		151.565	
DE - DGRV (INDIRECT MEMBER THROUGH APEX - DGRV)	3.286	2.385.000	120.000	35.000.000.000 €
DE - BVR/DZ BANK (INDIRECT MEMBER THROUGH APEX - DGRV)	1.392	15.724.909	188.435	
DE - ZDK (ICA MEMBER)	73	349.000	5.800	1.556.000.000 €
DE - GDW (DIRECT MEMBER)	3.200	3.010.000	25.000	
DE - KONSUMVERBAND EG	23	500.000	4.000	4.295.199 €
DE - NETZ	1.465	10.500	31.000	
DE - R+V GROUP	18	3.320.000	10.346	
SOMME DE	10.247	25.299.409	536.146	36.560.295.199 €
DK - AGRICULTURAL COUNCIL OF DENMARK OTHERS	21	3.000	114.169	
DK - FEDERATION OF DANISH CO-OPERATIVES AGRICULTURE	14	81.500	35.000	
DK - ALKA	1	110.000	379	
DK - AP PENSION	1	32.000	132	
DK - LB GROUP	1	98.000	337	
DK - SAMMENSLUTNINGEN DANSKE ANDELSKASSER	80	64.000	483	
DK - CONSUMER CO-OPERATIVE DENMARK FDB CONSUMERS (DIRECT MEMBER)	500	1.600.000	19.417	228.838.544 €
DK - KOOPERATIONEN DKF (DIRECT MEMBER)	39	14.000	4.725	
SOMME DK	657	2.002.500	174.642	228.838.544 €
EE - ESTONIAN CO-OPERATIVE ASSOCIATION ECA				
AGRICULTURE (INDIRECT MEMBER THROUGH APEX - ECA)	49	60.000		
EE - EKYL (INDIRECT MEMBER THROUGH APEX - ECA)	1.023	180.000	400	
EE - ESTCOOP (INDIRECT MEMBER THROUGH APEX - ECA)	5	25	15	
EE - CENTRAL SOCIETY OF ESTONIAN CONSUMERS CO-OPERATIVES ETK (INDIRECT MEMBER THROUGH APEX - ECA)	22	60.000	4.500	286.000.000 €
SOMME EE	1.099	300.025	4.915	286.000.000 €
ES - CONFEDERACIO DE COOPERATIVAS DE CATALUNYA	1.042	837.901	57.638	4.804.600.000 €
ES - CONFEDERACION EMPRESARIAL ESPANOLA DE LA ECONOMIA SOCIAL CEPES	1.046	172.879	9.908	
ES - UNION NACIONAL DE COOPERATIVAS DE CREDITO (INDIRECT MEMBER THROUGH APEX - CEPES)	4.715	1.799.474	18.335	
ES - CONCOVI (INDIRECT MEMBER THROUGH APEX - CEPES)	3.346	1.359.676	3.248	
ES - LAGUN ARO (INDIRECT MEMBER THROUGH APEX - CEPES)				
ES - CONFESAL (INDIRECT MEMBER THROUGH APEX - CEPES)	16.855	100.775	84.870	
ES - HISPACOOP (INDIRECT MEMBER THROUGH APEX - CEPES)		1.353.000	37.666	6.570.000.000 €
ES - CONFEDERACION DE COOPERATIVAS AGRARIAS DE ESPAÑA CCAL (DIRECT MEMBER) (APEX CEPES)	4.175	932.100	78.400	14.190.000.000 €
ES - CONFEDERACION DE COOPERATIVAS DE EUSKADI CCE OTHERS (APEX CEPES)				
ES - CONFEDERACION ESPANOLA DE COOPERATIVAS DE TRABAJO ASOCIADO COCETA WORKERS (DIRECT MEMBER)	18.700	223.500	230.000	
ES - FUNDACION ESPIRU				
ES - UNION NACIONAL DE COOPERATIVAS DE CONSUMIDORES Y USUARIOS DE ESPAÑA UNCCUE (ICA MEMBER)	253	182.158	4.000	
SOMME ES	50.132	6.961.463	524.065	25.564.600.000 €
FI - YH-SUOMI OY	77	77		
FI - OKOBANK	680	1.133.000	11.974	
FI - COOP FINLAND	60	450	450	
FI - PELLERVO CONFEDERATION OF FINNISH CO-OPERATIVES				
AGRICULTURE	47	204.668	45.685	14.075.000.000 €
BANKING	281	1.217.378	12.689	2.342.000.000 €
INSURANCE	90	500.000	1.000	308.000.000 €
OTHERS	3.190	30.000	5.000	30.000.000 €
FI - SOK CONSUMERS (DIRECT MEMBER)	44	1.859.919	35.348	9.852.000.000 €
SOMME FI	4.469	4.945.492	112.146	26.607.000.000 €
FR - COOPERER POUR ENTREPRENDRE	30	100	100	
FR - GROUPEMENT NATIONAL DE LA COOPERATION GNC				
ARTISANAT	327	52.000	163.200	1.000.000.000 €
COMMERCANTS	45	23.700	381.015	215.000.000.000 €

EDUCATION	49.407	4.424.299	60	
HABITATION	550	44.632	1.000	114.730.000 €
PECHE ARTISANALE	165	16.800	2.568	1.000.171.000 €
CGSCOP ENTREPRISES (DIRECT MEMBER)	1.707	21.343	36.196	3.100.000.000 €
TRANSPORT TERRESTRE	49	1.007	2.324	
BANQUES COOPERATIVES BANQUE POPULAIRE (INDIRECT MEMBER THROUGH APEX - GNC)	2.828	3.000.000	45.530	289.000.349.000 €
GRUPE CRÉDIT COOPÉRATIF (ICA MEMBER)	114	30.813	1.660	9.000.230.000 €
GRUPE CAISSE D'ÉPARGNE	5.169	3.100.000	55.000	594.000.100.000 €
CRÉDIT AGRICOLE (INDIRECT MEMBER THROUGH APEX - CNMCCA)	9.771	5.700.000	72.000	1.170.000.000.000 €
CRÉDIT MUTUEL (INDIRECT MEMBER THROUGH CONFÉDÉRATION NATIONALE DU CRÉDIT MUTUEL)	5.020	6.700.000	33.610	436.000.390.000 €
FR - CONFÉDÉRATION NATIONALE DE LA MUTUALITÉ, DE LA COOPÉRATION ET DU CRÉDIT AGRICOLES CNMCCA	2.629	5.700.000	73.000	
FR - CONFÉDÉRATION NATIONALE DU CRÉDIT MUTUEL (APEX GNC)	1.890	6.100.000	31.870	
FR - FÉDÉRATION NATIONALE DES COOPÉRATIVES DE CONSOMMATEURS (FNCC) (ICA MEMBER) (APEX GNC)	78	3.130.000	19.734	
FR - COOP DE FRANCE (INDIRECT MEMBER THROUGH APEX - GNC)	3.200	650.000	150.000	77.000.500.000 €
SOMME FR	82.979	38.694.694	1.068.867	2.795.216.470.000 €
GB - CO-OPERATIVES UK				
CONSUMERS	39	9.959.000	115.000	18.492.104.678 €
WORKERS & SOCIAL	308	4.500	4.500	
GB - CO-OPERATIVE INSURANCE SOCIETY CIS (DIRECT MEMBER) (APEX - COOPERATIVES UK)	3	3.238.000	9.107	
GB - THE CO-OPERATIVE BANK PLC (DIRECT MEMBER) (APEX COOPERATIVES UK)	119		4.271	
GB - CO-OPERATIVE GROUP CWS (DIRECT MEMBER) (APEX - COOPERATIVES UK)	140	5.694.362	57.580	18.700.000.000 €
SOMME GB	609	18.895.862	190.458	37.192.104.678 €
GE - CENTRAL UNION OF GEORGIAN CONSUMER CO-OPERATIVES TSEKAVSHIRI (ICA MEMBER)				
SOMME GE				
GR - ASSOCIATION OF COOPERATIVE BANKS OF GREECE	128	160.136	892	
GR - PANHELLENIC CONFEDERATION OF UNIONS OF AGRICULTURAL CO-OPERATIVES PASEGES	129	6.425	12.170	
SOMME GR	257	166.561	13.062	0 €
HU - LOSZ	1.232	1.465		
HU - NATIONAL FEDERATION OF SAVINGS COOPERATIVES	1.635	500.000	7.787	
HU - NATIONAL ASSOCIATION OF HUNGARIAN FARMERS' SOCIETIES AND CO-OPERATIVES MAGOSZ				
HU - ASSOCIATION OF HUNGARIAN PRODUCERS' SALES AND SERVICE CO-OPERATIVES HANGYA				
HU - NATIONAL FEDERATION OF AGRICULTURAL CO-OPERATORS AND PRODUCERS MOSZ	300	30.000	10.000	
HU - NATIONAL FEDERATION OF CONSUMERS CO-OPERATIVES & TRADE ASSOCIATIONS AFEOSZ (DIRECT MEMBER)	318	100.000	24.000	1.331.155.878 €
HU - HUNGARIAN INDUSTRIAL ASSOCIATION OKISZ (ICA MEMBER)	345	1.000	1.000	
SOMME HU	3.830	632.465	42.787	1.331.155.878 €
IR - NATIONAL ASSOCIATION OF BUILDING COOPERATIVES NABCO	33	28		
IR - IRISH SEA FISHERIES BOARD	1	94	94	
IR - IRISH COOPERATIVE ORGANISATION SOCIETY ICOS	122	185.600	37.100	11.300.000.000 €
SOMME IR	156	185.722	37.194	11.300.000.000 €
IT - ASSOC NAZIONALE FRA LE BANCHE POPOLARI	7.593	1.070.000	72.144	
IT - ASSOCIAZIONE GENERALE COOPERATIVE ITALIANE AGCI (DIRECT MEMBER)	2.125	55.749	48.000	1.365.000.000 €
IT - ASSOCIAZIONE GENERALE ITALIANA COOPERATIVE AGRICOLE (INDIRECT MEMBER THROUGH APEX - AGCI)	6.232	275.970	66.866	
IT - FEDERAZIONE AZIENDE E SERVIZI SOCIO-FARMACEUTICI ASSOFARM				
IT - CONFEDERAZIONE COOPERATIVE ITALIANE CONFCOOPERATIVE				
CONSUMERS	714	279.335	8.890	7.989.000 €
INSURANCE	202	288.229	989	89.000 €
WORKERS	2.207	279.512	41.171	12.998.000 €
IT - FEDERCASSE (INDIRECT MEMBER THROUGH APEX - CONFCOOPERATIVE)	3.617	776.224	26.850	
IT - FEDAGRI (INDIRECT MEMBER THROUGH APEX - CONFCOOPERATIVE)	3.740	556.303	74.839	24.397.000 €
IT - FEDERABITAZIONE (INDIRECT MEMBER THROUGH APEX - CONFCOOPERATIVE)	2.739	191.880	602	2.900.000 €
IT - FEDERSOLIDARIEDAD (INDIRECT MEMBER THROUGH APEX - CONFCOOPERATIVE)	3.660	150.668	150.668	
IT - FEDERLAVORO E SERVIZI (INDIRECT MEMBER THROUGH APEX - CONFCOOPERATIVE)	4.745	319.439	168.783	
IT - LEGACoop				
IT - UNIPOL (INDIRECT MEMBER THROUGH APEX - LEGACoop)	7	1.200.000	4.488	
IT - LEGACoop AGRICOLTURE (INDIRECT MEMBER THROUGH APEX - LEGACoop)	2.548	244.041	28.267	7.930.000 €
IT - LEGA SOLIDARITA (INDIRECT MEMBER THROUGH APEX - LEGACoop)				

IT - LEGA ANCP (INDIRECT MEMBER THROUGH APEX - LEGACOOP)	944	36.550	36.550	16.786.000 €
IT - AN CAB (INDIRECT MEMBER THROUGH APEX - LEGACOOP)	3.200	412.000	1.515	920.000 €
IT - AN CST (INDIRECT MEMBER THROUGH APEX - LEGACOOP)	4.200	200.000	204.000	
IT - ANCC-COOP (INDIRECT MEMBER THROUGH APEX - LEGACOOP)	140	6.253.200	87.200	18.734.000 €
SOMME IT	48.613	12.589.100	1.021.822	1.457.743.000 €
LU - FNCTTFEL	1		100	
LU - CO-LABOUR	3	215	215	
LU - BANQUE RAIFFEISEN	63	4.509	433	
SOMME LU	67	4.724	748	0 €
LV - LATVIAN CENTRAL CO-OPERATIVE UNION TURIBA CONSUMERS	34	9.900		
LV - LĪVA LATVIAN AGRICULTURAL CO-OPERATIVE ASSOCIATION (INDIRECT MEMBER THROUGH APEX - LCCU)		5.100	300	
SOMME LV	34	15.000	300	0 €
LT - ASSOCIATION OF LITHUANIAN CREDIT UNION	111	55.042	281	
LT - LITHUANIAN UNION OF CONSUMER CO-OPERATIVE SOCIETIES LITCOOPUNION (ICA MEMBER)	62	95.148	5.102	
LT - KOOPERACIJOS KILIAS (INDIRECT MEMBER THROUGH APEX - LITCOOPUNION)	211	8.644	1.500	
SOMME LT	384	158.834	6.883	0 €
MA - APEX ORGANISATION OF MALTESE CO-OPERATIVES				
AGRICULTURE	17	327	102	
WORKERS	40	1.143		
OTHERS	2	482	136	
SOMME MA	59	1.952	238	0 €
MD - CENTRAL UNION OF CONSUMER CO-OPERATIVES OF THE REPUBLIC OF MOLDOVA MOLDCOOP (ICA MEMBER)	134	345.600	9.193	
SOMME MD	134	345.600	9.193	
NO - NORWEGIAN FEDERATION OF CO-OPERATIVE HOUSING ASSOCIATIONS NBBL (DIRECT MEMBER)	93	720.920	1.935	
NO - COOP NKL BA CONSUMERS (ICA MEMBER)	218	1.100.000	19.800	
NO - FEDERATION OF NORWEGIAN AGRICULTURAL CO-OPERATIVES (ICA MEMBER)	22	60.000	18.000	
SOMME NO	333	1.880.920	39.735	
NT - APOTHEKENGROEP VOOR SERVICE AANDACHT EN LAGE KOSTEN SAL				
NT - RABOBANK NEDERLAND	1.575	1.551.000	50.988	
NT - OIKOCREDIT (ICA MEMBER)	11	582	122	241.800.000 €
NT - NATIONAL CO-OPERATIVE COUNCIL FOR AGRICULTURE AND HORTICULTURE NCR	44	143.100	59.600	45.160.000.000 €
SOMME NT	1.630	1.694.682	110.710	45.401.800.000 €
PL - FLANDRIA				
PL - AUDITING UNION OF HOUSING CO-OPERATIVES OF THE REPUBLIC OF POLAND HOUSING (ICA MEMBER)	600	1.000.000	11	
PL - NATIONAL ASSOCIATION OF CO-OPERATIVE SAVINGS AND CREDITS UNIONS NACSCU BANKING (ICA MEMBER)	84	1.394.784	5.407	5.329.023.871 €
PL - NATIONAL CO-OPERATIVE COUNCIL (NATIONAL APEX ORGANISATION)	12.783	5.352.000	375.000	
PL - NATIONAL SUPERVISION UNION OF CONSUMERS COOPERATIVES SPOLEM (ICA MEMBER)	272	70.000	40.000	
PL - NATIONAL AUDITING UNION OF WORKERS' CO-OPERATIVES NAUWC (DIRECT MEMBER)	403	20.000	20.241	
PL - TUW		26.000	210	
PL - TUW SKOK		32.000	27	
PL - NATIONAL UNION OF CO-OPERATIVE BANKS KZBS (DIRECT MEMBER)	3.597	2.500.000	28.283	
SOMME PL	17.739	10.394.784	469.179	
PT - INSTITUTO ANTONIO SERGIO DO SECTOR COOPERATIVO INSCOOP				
ARTISANS	58			
WORKERS	100	2.300	2.720	110.000.000 €
BANKING	128	437.000	3.600	
CONSUMERS	192	345.000	2.400	224.000.000 €
HOUSING	577	149.500	1.600	308.000.000 €
INDEPENDENT RETAILERS	63	78.000	4.570	2.958.000.000 €
EDUCATION	137	46.000	11.800	280.000.000 €
SOCIAL CARE	145		2.900	119.000.000 €
OTHERS	862	202.000	5.275	199.000.000 €
PT - CONFEDERAÇÃO NACIONAL DAS COOPERATIVAS AGRÍCOLAS E DO CRÉDITO AGRÍCOLA CCRB (DIRECT MEMBER)	922	1.035.000	16.750	3.067.000.000 €
PT - CONFEDERATION OF PORTUGUESE CO-OPERATIVES CONFECOOP				
PT - FENACOOP (INDIRECT MEMBER THROUGH APEX - CONFECOOP)	48	130.000	1.300	92.000.000 €
PT - FENACERCI (INDIRECT MEMBER THROUGH APEX - CONFECOOP)	49	21.930	2.400	

PT - UNIAO DAS MISERICORDIAS PORTUGUESAS				
PT - FENACAM	665	300.000	3.677	
SOMME PT	3.946	2.746.730	58.992	7.357.000.000 €
RO - NATIONAL UNION OF HANDICRAFT & PRODUCTION CO-OPERATIVES OF ROMANIA UCCECOM (DIRECT MEMBER)	559	33.062	33.062	120.700.000 €
RO - ASSOCIATION ROUMAINE DE CONSOMMATEURS	1.122	177.000	1.700	171.000.000 €
RO - CREDITCOOP BANKING	785	760.000	2.600	
RO - NATIONAL UNION OF CONSUMERS CO-OPERATIVES CENTROCOOP (ICA MEMBER)	1.137	806.017	17.448	
SOMME RO	3.603	1.776.079	54.810	291.700.000
RU - CENTRAL UNION OF CONSUMER SOCIETIES OF THE RUSSIAN FEDERATION CENTROSOJUZ (ICA MEMBER)	3.500	7.500.000	356.000	4.200.000.000 €
RU - MOSCOW REGIONAL UNION OF CONSUMER SOCIETIES	73	229.523	12.815	
RU - KOOPVNESHSTORG LTD (COOP-TRADE) (ICA MEMBER)				
SOMME RU	3.500	7.500.000	356.000	4.200.000.000
SE - LANDSHYPOTEK	10	69.216	107	
SE - UNION OF HOUSING CO-OPERATIVES HSB (DIRECT MEMBER)	3.845	536.426	3.794	
SE - FKU	882		87	
SE - KOOPERATIVA FÖRBUNDET KF CONSUMERS (DIRECT MEMBER)	58	3.000.411	18.100	
SE - FOLKSAM INSURANCE GROUP FOLKSAM (DIRECT MEMBER)	13	3.353.200	2.403	
SE - KP PENSION		46.000	104	
SE - AFA			700	
SE - FEDERATION OF SWEDISH FARMERS LRF AGRICULTURE (INDIRECT MEMBER)	34	300.000	30.000	
SE - RIKSBYGGEN CO-OPERATIVES HOUSING UNION (DIRECT MEMBER)	1.600	500.000	2.107	
SOMME SE	6.442	7.805.253	57.402	
SL - ZKS (INDIRECT MEMBER THROUGH APEX - ZZL)	12		33	
SL - CO-OPERATIVE UNION OF SLOVENIA AGRICULTURE AND FORESTRY ZKS (INDIRECT MEMBER)	85	18.145	3.203	
SOMME SL	97	18.145	3.236	
SK - CO-OPERATIVE UNION OF THE SLOVAK REPUBLIC AGRICULTURE	750	630.000	60.000	
SK - SZVD (INDIRECT MEMBER THROUGH APEX - DUS)	110	4.697	9.000	
SK - SLOVAKIAN UNION OF HOUSING COOPERATIVES SZBD		127		
SK - COOP JEDNOTA (INDIRECT MEMBER THROUGH APEX - CO-OPERATIVE UNION OF THE SLOVAK REPUBLIC)	32	261.000	13.012	800.000.000 €
SOMME SK	892	895.824	82.012	800.000.000 €
SW - COOP RECHTSSCHUTZ			25	
SW - SCHWEIZER VERBAND DER RAIFFEISENBANKEN	1.166	1.309.537	7.888	
SW - VERBAND SCHWEIZERISCHER GENOSSENSCHAFTSAPOTHEKEN VGA				
SW - MIGROS (ICA MEMBER)	1.278	1.107.354	7.089	
SOMME SW	2.444	2.416.891	15.002	
TR - CENTRAL UNION OF TURKISH AGRICULTURAL CREDIT CO-OPERATIVES (ICA MEMBER)				
TR - NATIONAL CO-OPERATIVE UNION OF TURKEY NCUT AGRICULTURE	12	2.503.473		
TR - TURKISH CO-OPERATIVE ASSOCIATION				
TR - UNION OF SUGAR BEET GROWERS PRODUCTION CO-OPERATIVE BANKOBIRLIK (ICA MEMBER)	31	1.643.170	856	
SOMME TR	43	4.146.643	856	
UA - CENTRAL UNION OF CONSUMER SOCIETIES OF UKRAINE UKOOSPILKA	2.323	917.890	123.179	
SOMME UA	2.323	917.890	123.179	
YU - CO-OPERATIVE UNION OF YUGOSLAVIA				
YU - CO-OPERATIVE UNION OF SERBIA (CUS) AGRICULTURE	1.403	120.000	16.500	
SOMME YU	1.403	120.000	16.500	
TOTAL	256.742	163.411.520	5.447.420	

TAB. 2 : INDIVIDUAL CO-OPERATIVE ORGANISATIONS

FIGURES BY COUNTRY

Regrouping the data by country gives the following table. The figures are organized in 2 tables: the 27 EU countries as per 1st January 2007, and the other European organisations from countries outside the 2007 EU.

27 EU MEMBER STATES			
	SOCIETIES	MEMBERS	EMPLOYEES
AUSTRIA	3.494	4.950.163	61.028
BELGIUM	267	1.413.851	17.047
BULGARIA	1.367	212.334	37.454
CYPRUS	1.040	976.000	4.491
CZECH REPUBLIC	1.622	969.851	75.920
DENMARK	657	2.002.500	174.642
GERMANY	10.247	25.299.409	536.146
ESTONIA	1.099	300.025	4.915
SPAIN	50.132	6.961.463	524.065
FINLAND	4.469	4.945.492	112.146
FRANCE	82.979	38.694.694	1.068.867
GREECE	257	166.561	13.062
HUNGARY	3.830	632.465	42.787
IRELAND	156	185.722	37.194
ITALY	48.613	12.589.100	1.021.822
LUXEMBOURG	67	4.724	748
LATVIA	34	15.000	300
LITHUANIA	384	158.834	6.883
MALTA	59	1.952	238
NETHERLANDS	1.630	1.694.682	110.710
POLAND	17.739	10.394.784	469.179
PORTUGAL	3.946	2.746.730	58.992
ROMANIA	3.603	1.776.079	54.810
SWEDEN	6.442	7.805.253	57.402
SLOVENIA	97	18.145	3.236
SLOVAK REPUBLIC	892	895.824	82.012
UNITED KINGDOM	609	18.895.862	190.458
TOTAL	245.731	144.707.499	4.766.554

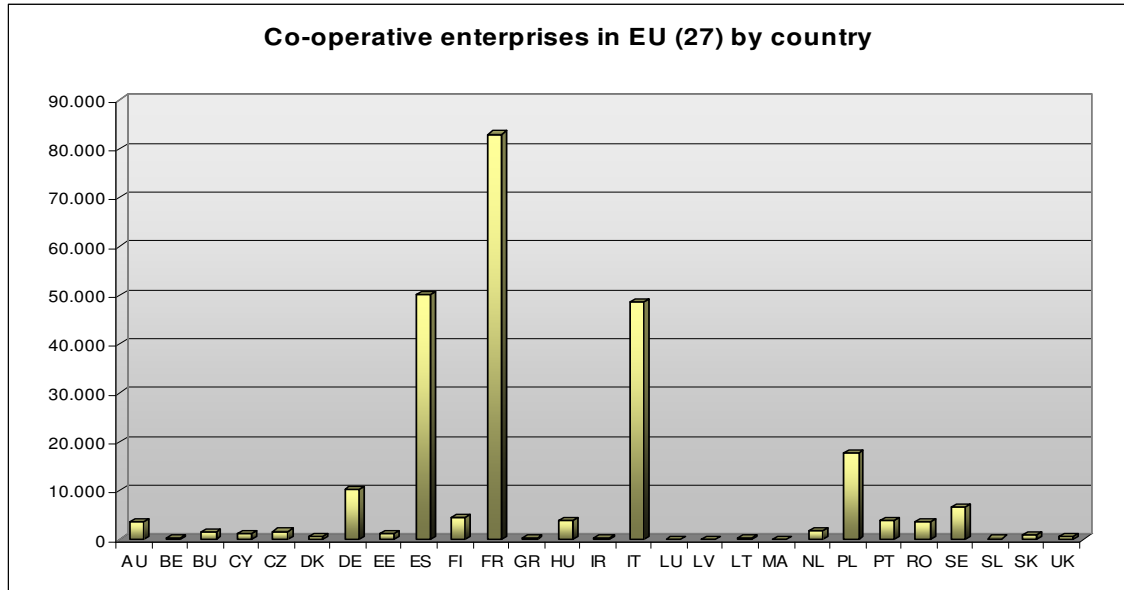
10 NON-EU COUNTRIES			
	SOCIETIES	MEMBERS	EMPLOYEES
BELARUS	125	1.300.000	117.000
CROATIA	706	76.077	3.401
GEORGIA			
MOLDOVA	134	345.600	9.193
NORWAY	333	1.880.920	39.735
RUSSIA	3.500	7.500.000	356.000
EX-YUGOSLAVIA	1.403	120.000	16.500
SWITZERLAND	2.444	2.416.891	15.002
TURKEY	43	4.146.643	856
UKRAINIA	2.323	917.890	123.179
TOTAL	11.011	18.704.021	680.866

TOTAL	256.742	163.411.520	5.447.420
--------------	----------------	--------------------	------------------

The total numbers for the EU 27 are: **245 thousand enterprises, 145 million members and 4.7 million jobs**, this corresponds to 96% of co-operatives in the European region, 88% of members and 87% of employment.

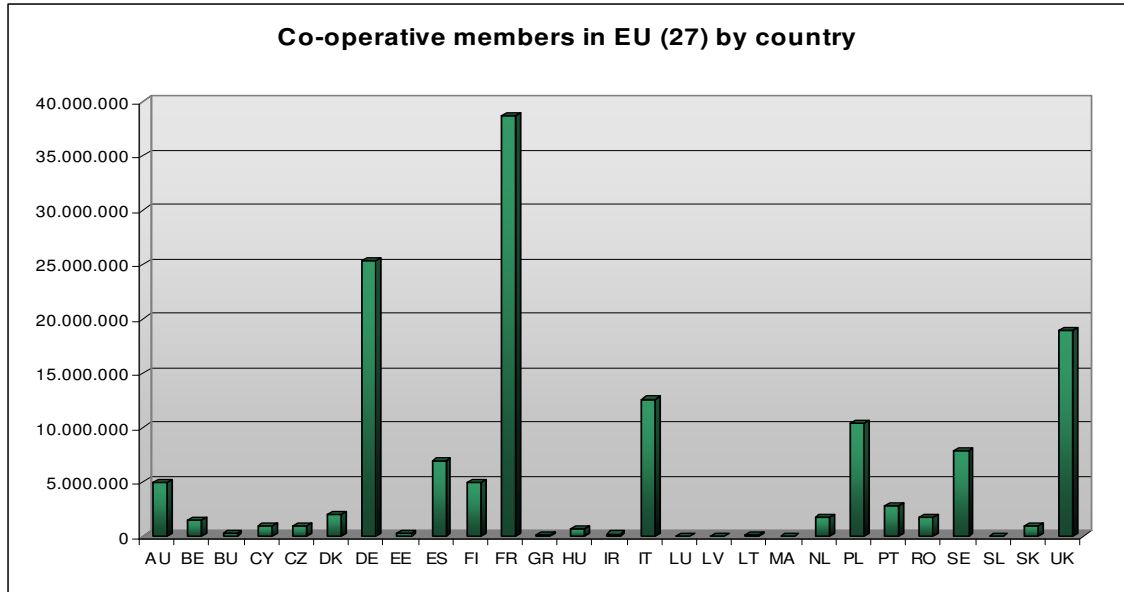
Graph 1, 2 and 3 give the ranking by country in the EU 2007 based on the 3 indicators: number of co-operative enterprises, number of co-operative members, and number of jobs.

GRAPH 1



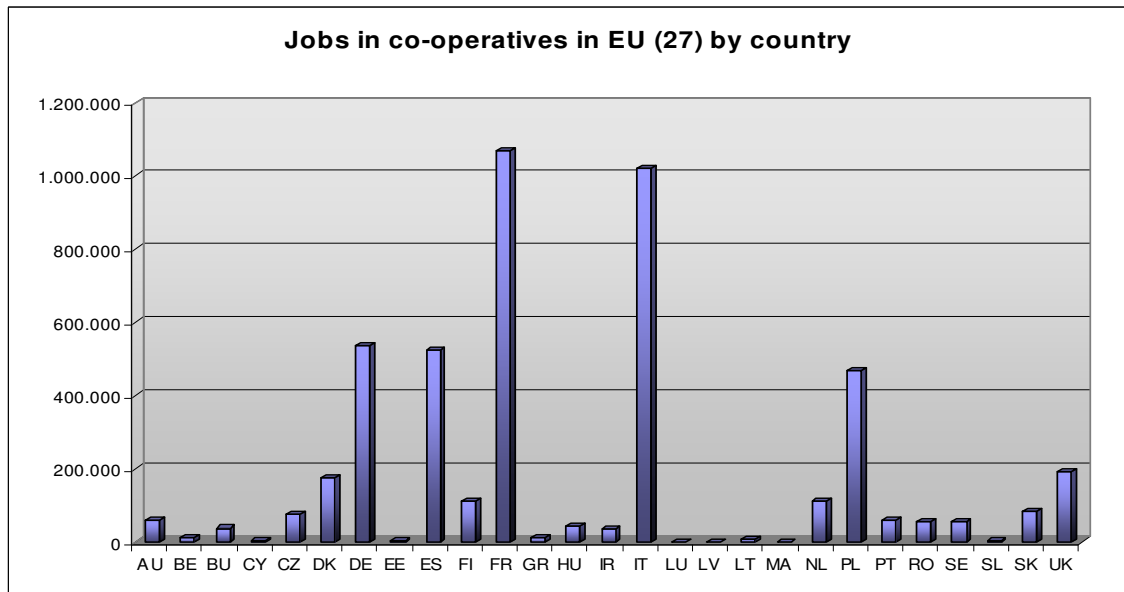
The champion with the highest number of co-operative enterprises is France as in 2004, this is due to the high number of co-operative structures in the educational and school sector. France is followed by Italy and Spain, where the number of worker co-operatives is the main explanation for the figures. Numbering 4, 5 and 6 are Poland, Germany and Sweden. Poland needs a more in depth analysis in the future as there are contradictory figures from different sources.

GRAPH 2



When looking at the number of members: France is still number one, but followed by Germany and UK due to the greater impact of consumer and banking members in the UK and Germany. Proportionally there are fewer members in Italy and Spain, as there are fewer members per worker co-operative compared to the banking sector in Germany or the strong consumer or insurance sector in the UK. But nevertheless Italy stays at number 4.

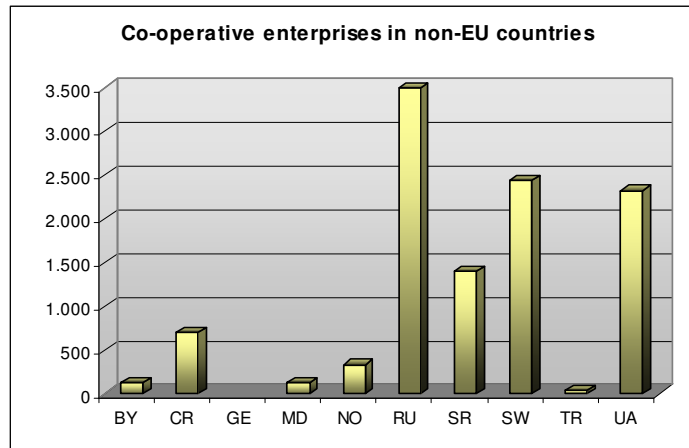
GRAPH 3



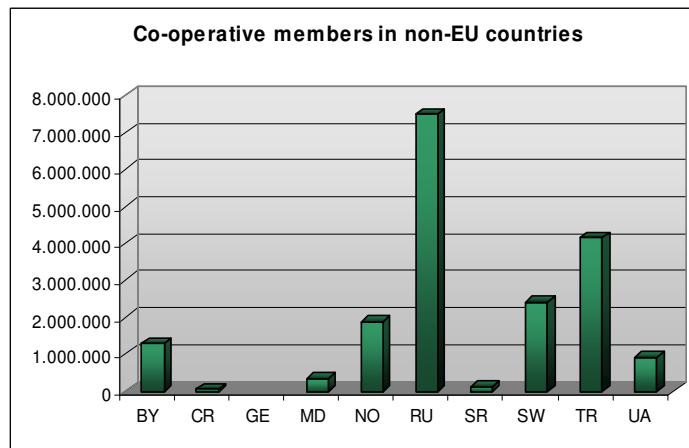
Most jobs in co-operatives are provided by in France and Italy, followed by Germany, Spain and Poland. Finland and Denmark can also be emphasized where the strong agricultural sector is the cause for numerous jobs.

The graphs 4, 5 and 6 give the ranking in the non EU countries of the European region. The figures from these countries are probably underestimated as we are lacking information but nevertheless, the importance of the Russian consumer co-operatives can be observed in all 3 graphs.

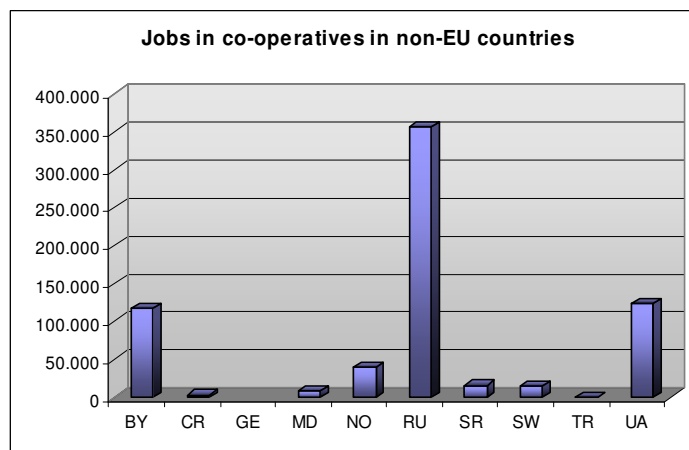
GRAPH 4



GRAPH 5



GRAPH 6

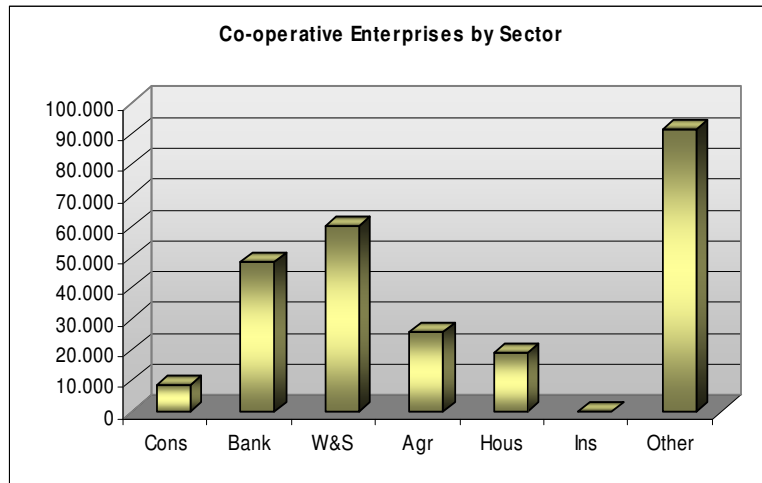


FIGURES BY SECTORS

We have also structured the data by **Sectors**, taking into account the co-operative sectors as they are organised today at the European level: consumers, banking, worker & social, agriculture, housing and insurance. All other sectors are grouped under others.

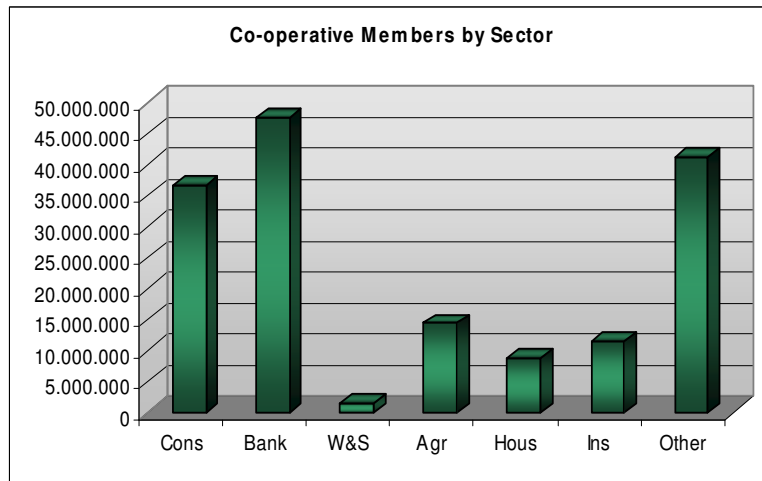
Graphs 7, 8 and 9 give the figures by sector on number of enterprises, number of members and number of jobs.

GRAPH 7



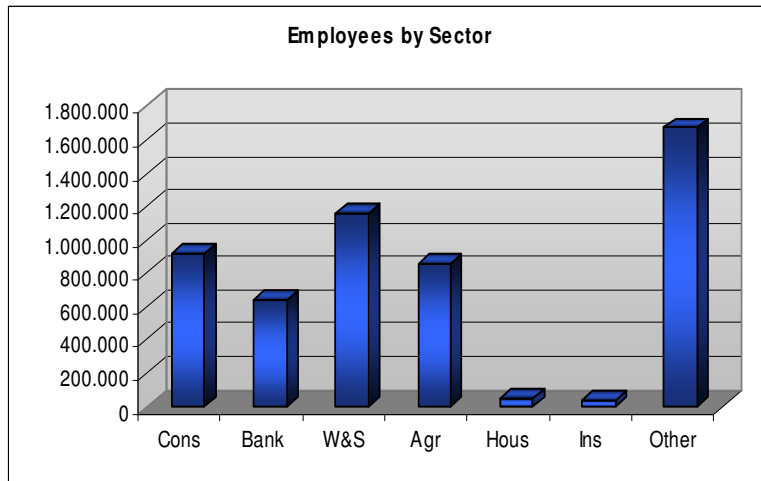
From graph 7 we see that the most important sector in number of enterprises is « other » followed by the worker & social co-operatives and the banking sector. Concerning the banking sector figures, there are variations from country to country in the calculation of the local banking units.

GRAPH 8



Number 1 for membership is the European co-operative banking sector, where most of the clients are also members. This figure is followed by "other" and then the consumer co-operative sector.

GRAPH 9

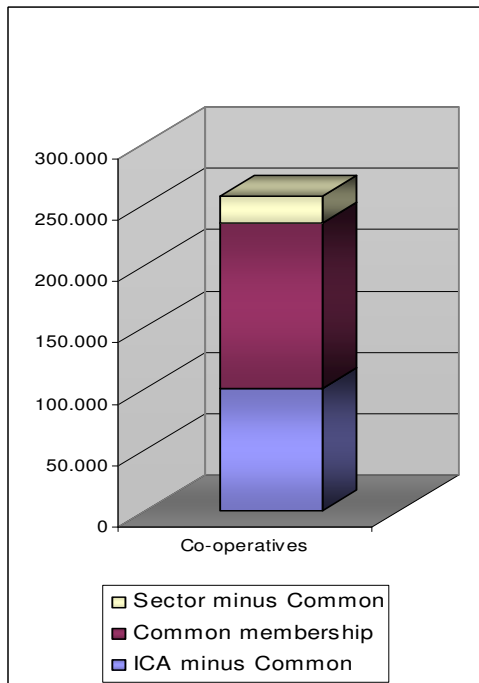


Comparing the number of jobs by sector, excepting "other", the sector offering the most employment is the worker & social one, followed by the consumer and agriculture co-operatives.

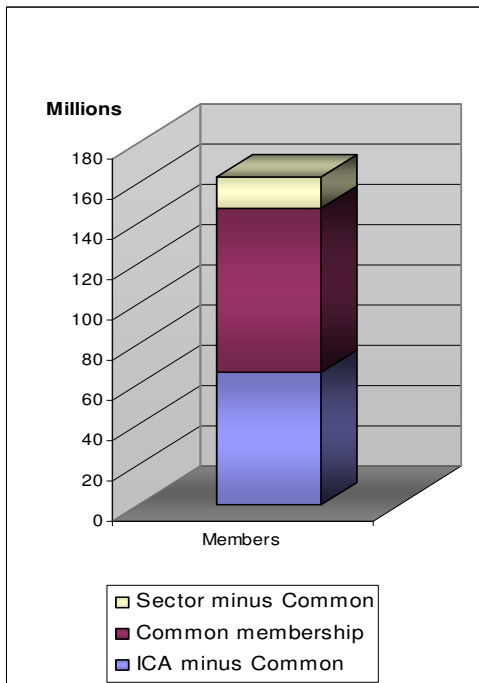
FIGURES BY ICA EUROPE AND CCACE

Finally we have structured these figures to show which part belongs to ICA Europe without being a part of the CCACE, which part is the common part of enterprises, members and jobs in ICA Europe and the CCACE, and which one is only in the CCACE without any contact, direct or indirect to the ICA. The 2 parts which are not in common should be a priority for analysis in 2007.

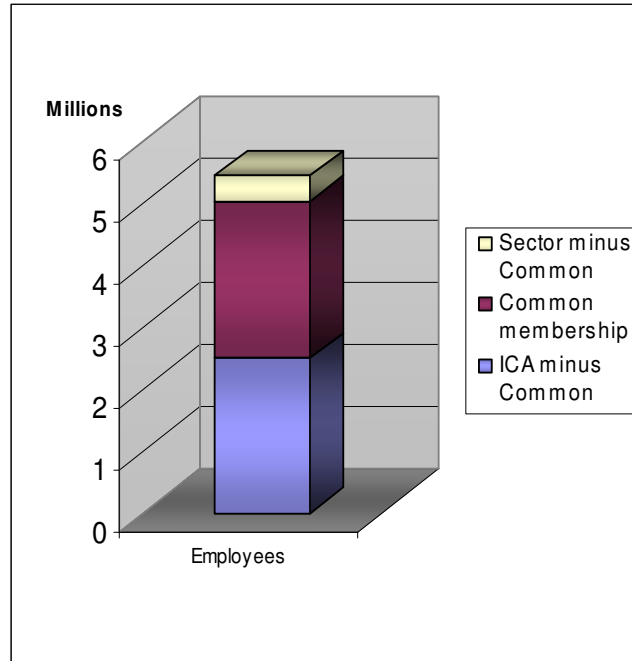
GRAPH 10



GRAPH 11



GRAPH 12



OUR NATIONAL CO-OPERATIVE ENTERPRISE CHAMPIONS

Based on the excellent work done by the ICA on the "Global 300 " co-operative and mutual exercise we have chosen for the performance report 2005 to extract from these 300 worldwide enterprises those 50 enterprises which are **co-operatives** and are **members of Cooperatives Europe**, the integrated membership coming from the European sectors of the CCACE or the ICA Europe.

Table 3 gives the European ranking of the first 50 co-operatives in our membership.

EU RANKING	GLOBAL RANKING	ORGANISATION	SECTOR	COUNTRY	YEAR	WEBSITE	Turnover (million €)	Assets (million €)
1	3	CREDIT AGRICOLE GROUP	4020 FINANCIALS	FRANCE	1897	HTTP://WWW.CREDIT-AGRICOLE.FR	25.844	969.848
2	7	MIGROS	2550 RETAILING	SWITZERLAND	1925	HTTP://WWW.MIGROS.CH	13.960	11.578
3	9	THE CO-OPERATIVE GROUP	2550 RETAILING	UK	1863	HTTP://WWW.CO-OP.CO.UK	12.490	23.549
4	10	MONDRAGON CORPORATION	1510 INDUSTRY&MP	SPAIN	1956	HTTP://WWW.MCC.ES	11.115	19.758
5	11	RABOBANK GROUP	4020 FINANCIALS	NETHERLANDS	1898	HTTP://WWW.RABOBANK.COM	10.685	504.867
6	12	UNIPOL	4020 FINANCIALS	ITALY	1963	HTTP://WWW.UNIPOLONLINE.IT	9.725	35.004
7	13	COOP SWISS	2550 RETAILING	SWITZERLAND	1890	HTTP://WWW.COOP.CH	9.714	7.763
8	14	GROUPE CAISSE D'EPARGNE	4010 BANKS	FRANCE	1983	HTTP://WWW.GROUPE.CAISSE-EPARGNE.COM	9.534	578.003
9	15	COOP NORDEN	2550 RETAILING	S&N&D	2002	HTTP://WWW.COOPNORDEN.COM	9.397	2.490
10	16	CONFEDERATION NATIONALE DU CREDIT MUTUEL	4010 BANKS	FRANCE	1880	HTTP://WWW.CREDITMUTUEL.COM	9.303	412.198
11	17	METSÄLITTO	3020 FOOD & AGRI	FINLAND	1934	HTTP://WWW.METSALITTO.COM	9.137	8.980
12	18	R+V VERSICHERUNG AG	4030 INSURANCE	GERMANY	1922	HTTP://WWW.RUV.DE	8.826	44.726
13	21	GROUPE BANQUES POPULAIRES	4020 FINANCIALS	FRANCE	1999	HTTP://WWW.BANQUEPOPULAIRE.FR	8.119	266.099
14	22	SYSTEME U CENTRE REGIONALE OUEST	2550 RETAILING	FRANCE	1949	HTTP://WWW.MAGASINS-U.FR	7.801	1.928
15	27	ARLA FOODS	3020 FOOD & AGRI	DENMARK	1975	HTTP://WWW.ARLAFOODS.COM	6.194	3.413
16	30	DANISH CROWN	3020 FOOD & AGRI	DENMARK	1887	HTTP://WWW.DANISHCROWN.DK	5.815	2.919
17	37	SOK CORPORATION	2550 RETAILING	FINLAND	1904	HTTP://WWW.S-KANAVA.NET	4.512	1.710
18	39	EDEKA SÜDWEST EG	2550 RETAILING	GERMANY	1950	HTTP://WWW.EDEKA.DE	4.454	1.101
19	42	DZ BANK GROUP	4010 BANKS	GERMANY	2001	HTTP://WWW.DG.DZBANK.DE	4.280	378.562
20	46	CAMPINA	3020 FOOD & AGRI	NETHERLANDS	1979	HTTP://WWW.CAMPINA.COM	3.782	1.773
21	48	AGRAVIS RAIFFEISEN AG	3020 FOOD & AGRI	GERMANY	1875	HTTP://WWW.AGRAVIS.DE	3.514	869
22	49	RZB	4010 BANKS	AUSTRIA	1927	HTTP://WWW.RZB.AT	3.474	72.118
23	50	KF GROUP (SWEDISH CO-OPERATIVE UNION)	2550 RETAILING	SWEDEN	1899	HTTP://WWW.KF.SE	3.412	1.575
24	51	GROUPE COOPERATIF TERRENA	3020 FOOD & AGRI	FRANCE	2003	HTTP://WWW.TERRENA.FR	3.348	1.202
25	53	LANTMÄNNEN	3020 FOOD & AGRI	SWEDEN	1905	HTTP://WWW.LANTMANNEN.COM/	3.319	2.626
26	58	HUMANA MILCHUNION	3020 FOOD & AGRI	GERMANY	1934	HTTP://WWW.HUMANA.DE	2.894	882
27	64	FOLKSAM	4030 INSURANCE	SWEDEN	1908	HTTP://WWW.FOLKSAM.SE	2.731	11.099
28	66	UNITED CO-OPERATIVES LTD	2550 RETAILING	UK	2002	HTTP://WWW.UNITED.COOP	2.685	1.077
29	67	IN VIVO	3020 FOOD & AGRI	FRANCE	2001	HTTP://WWW.INVIVO-GROUP.COM/INDEX-HTML	2.608	558
30	75	UNICOOP FIRENZO	2550 RETAILING	ITALY	1854	HTTP://WWW.COOPFIRENZE.IT	2.225	3.882
31	77	NORDMILCH	3020 FOOD & AGRI	GERMANY	1993	HTTP://WWW.NORDMILCH.DE/NM/WEB/EN/HOME-HTML	2.202	588
32	85	SOCOPA	3020 FOOD & AGRI	FRANCE	1988	HTTP://WWW.SOCOPA.FR/	2.051	629
33	86	FLORAHOLLAND	3020 FOOD & AGRI	NETHERLANDS	1931	HTTP://WWW.FLORAHOLLAND.NL/SMARTSITE.DWS?ID=1482	2.030	550

34	87	SODIAAL	3020 FOOD & AGRI	FRANCE	1990	HTTP://WWW.SODIAAL.FR	2.021	876
35	88	IRISH DAIRY BOARD CO-OPERATIVE LTD	3020 FOOD & AGRI	IRELAND	1961	HTTP://WWW.IDB.IE	2.015	695
36	90	DLG GROUP	3020 FOOD & AGRI	DENMARK	1995	HTTP://WWW.DLG.DK/UK/FRONTPAGE%20UK.HTM	1.971	954
37	94	GLANBIA	3020 FOOD & AGRI	IRELAND	1964	HTTP://WWW.GLANBIA.COM	1.864	902
38	96	CO-OP ADRIATICA	2550 RETAILING	ITALY	1995	HTTP://WWW.ADRIARTICA.E-COOP.IT	1.839	3.237
39	100	BLOEMENVEILING AALSMEER (VBA)	3020 FOOD & AGRI	NETHERLANDS	1911	HTTP://WWW.VBA.NL	1.732	532
40	103	TEREOS	3020 FOOD & AGRI	FRANCE	2004	HTTP://WWW.TEREOS.COM	1.686	1.961
41	104	VALIO GROUP	3020 FOOD & AGRI	FINLAND	1905	HTTP://WWW.VALIO.FI	1.681	894
42	113	AGRIAL	3020 FOOD & AGRI	FRANCE	2000	HTTP://WWW.AGRIAL.FR	1.562	838
43	117	THE GREENERY	3020 FOOD & AGRI	NETHERLANDS	1996	HTTP://WWW.THEGREENERY.COM	1.515	665
44	118	RWZ RHEIN-MAIN	3020 FOOD & AGRI	GERMANY	1890	HTTP://WWW.RWZ.DE	1.471	382
45	120	COOPAGRI BRETAGNE	3020 FOOD & AGRI	FRANCE	1911	HTTP://WWW.COOPAGRI-BRETAGNE.COM	1.456	531
46	121	CECAB GROUP	3020 FOOD & AGRI	FRANCE	1968	HTTP://WWW.CECAB.COM	1.432	553
47	123	COSUN	3020 FOOD & AGRI	NETHERLANDS	1970	HTTP://WWW.COSUN.COM/EN	1.400	1.397
48	126	OP BANK GROUP	4010 BANKS	FINLAND	1902	HTTP://WWW.OKO.FI	1.353	44.101
49	130	CO-OP SCHLESWIG HOLSTEIN	2550 RETAILING	GERMANY	1899	HTTP://WWW.COOP.DE	1.337	344
50	137	COOP ESTENSE	2550 RETAILING	ITALY	1989	N/A	1.264	1.892

These **50 co-operatives** are coming from **13 countries** and **6 different sectors**.

<p><i>By country</i></p> <p>13 co-operatives from France 8 co-operatives from Germany 6 co-operatives from the Netherlands 4 co-operatives from Italy 4 co-operatives from Finland 3 co-operatives from Denmark 3 co-operatives from Sweden 2 co-operatives from Ireland 2 co-operatives from Switzerland 2 co-operatives from UK 1 co-operative from Spain 1 co-operative from Austria 1 co-op : Sweden & Norway & Denmark</p>	<p><i>By sectors</i></p> <p>25 Food & Agriculture 13 Consumer and Retailing 9 (5 + 4) Banks, div & Financials 2 Insurance 1 Industry&Multiactivity</p>
---	--

The group "Crédit Agricole" (FR) from the Banking sector is the European co-operative leader, with a turnover of 25 844 million euros.

The second position is occupied by the group Migros (CH), which has a turnover of 13 960 million euros. It is the leading European co-operative group active in the consumer and retail sector, followed by the Co-operative Group UK, which ranks third with a turnover of 12 489 million euros.

Mondragon (SP) offers a good example of excellent performance at the national level, as well as at the European level. It is the fourth European co-operative group, with a turnover of 11 114 million euros. It is a multiactivity active group in the industry sector, Banking and Consumer. It is the biggest worker co-operative in Europe.

A special case is Coop Norden, a co-operative with three nationalities: Swedish, Norwegian, and Danish. The performance of this transnational co-operative, ranked number 8, shows the force of co-operation.

Finally the financial and the retailing sectors dominate within the first 10 co-operative enterprises, although the Food & Agriculture sector is the most represented in the Top 50.

All together our 50 biggest co-operatives from this European top 50 have a turnover of 248 776 million euros.



A EUROPEAN CHAMPION

2006 is the year of the European Co-operative Society SCE, as since the 18th August 2006 it is possible to create European co-operatives in those countries where the transposition of the worker participation and information directive has been accomplished. Today that is possible in 14 countries out of the 27 future EU countries. Therefore we wanted to show in this performance report of the year 2006, a first European champion, **Coopernic** which has chosen this new European legal instrument, the SCE. This organisation is the unification of 4 important European co-operative groups in the distribution and retail sector and represents 96 billion euros of sales turnover, that is to say 10 % of the retail sales in Europe. We hope that this example will inspire many other co-operatives to choose the SCE as the instrument for their trans-national cooperation. The best practice case "COOPERNIC" will also be presented in the workshop on the SCE at the Manchester Regional Assembly of Cooperatives Europe.

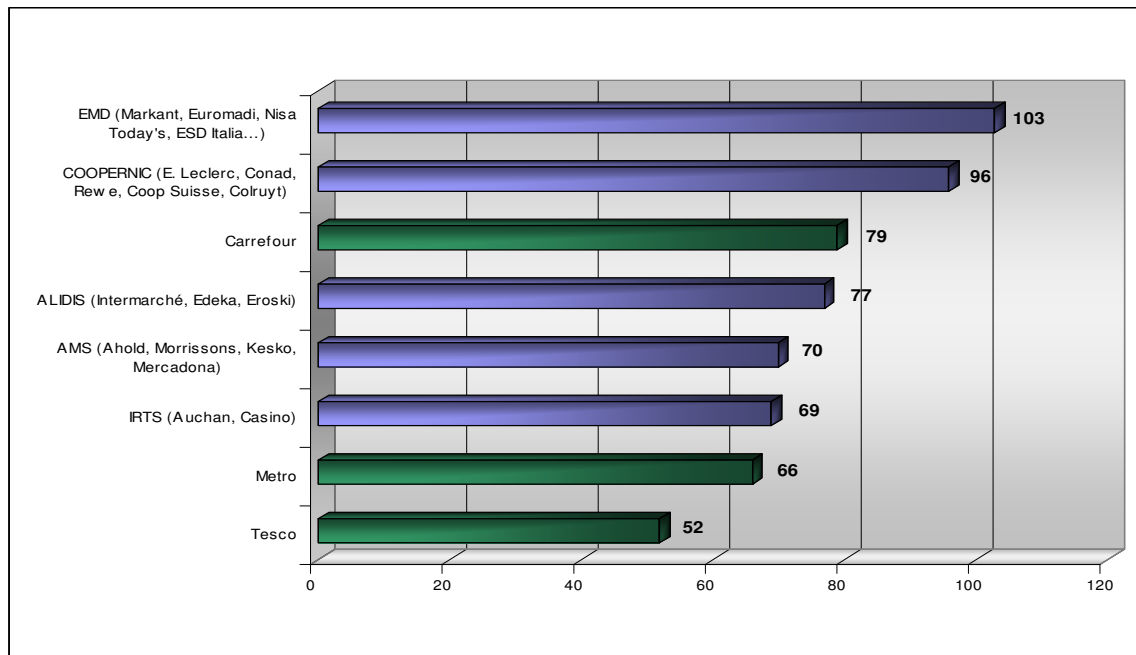
COOPERNIC[★]

Today, the consumer goods industry is subjected to an accelerated concentration. In every market segment, 3 or 4 international firms provide by their own 80 per cent of the products sold in the supermarket. This concentration affects at the same time the retailing sector where mergers and takeovers have multiplied this last decade.

In order to assure to their members their future existence and growth in this competitive landscape, four co-operative groups and one family company, from five different countries: - Colruyt (Belgium), CONAD (Italy), COOP (Switzerland), E.LECLERC (France) and REWE Group (Germany) – decided to join together to create **COOPERNIC**.

COOPERNIC's objectives are the exchange of know-how, the reduction of logistic costs, enlarging their offer, and the increase in their performance in each national market i.e. to let the consumers and members get advantage from the best purchasing conditions and product access.

The five co-founders from COOPERNIC are currently running **17.498 stores in Europe and represent 96 billion euros of sales turnover, which equals 10 % of the retail sales in Europe**. COOPERNIC through its member groups is established in 17 countries, and stands for the number 2 in the European retailing sector, holding 16.1% of the European market share.



COOPERNIC has chosen the cooperative statute, and will be soon legally recognized as an SCE (European Co-operative Society) in Belgium where it has its headquarters, once Belgium has implemented the SCE directive. COOPERNIC follows co-operative principles, including the redistribution to their members and the non profit and mutual aims.

The organisational resources are provided by the co-operators contributions. All savings, rebates, handing-over and negotiated advantages are perceived or transferred to all the grouping in order to preserve a total financial transparency according to the co-operative spirit.

COOPERNIC is managed by a board of directors, composed by 10 members (2 for each group). Every group possesses one voice in the board and each group holds 20% of the shares. The president and the vice-president change every two years.

The success of COOPERNIC is an excellent case of how to grow to be a European market leader whilst choosing to be a co-operative and respecting the co-operative principles of democratic values, equality, equity and solidarity, and taking into account the individual as well as the mutual interests of the members.

SPONSORED BY :

